



Tool and Equipment Catalog





LOCATION & STORE HOURS

LANSDALE

1612 North Broad Street
Lansdale PA, 19446

215-362-RENT (7368)

Tel: 1-800-362-0950
Fax: 215-362-7525
Email: infolan@rental-world.com

LIMERICK

44 West Ridge Pike
Limerick, PA 19468

610-489-2334

Tel: 1-888-798-0790
Fax: 610-489-9341
Email: infolim@rental-world.com

Summer Hours

April 1 thru September 30

Monday thru Friday

6:30 a.m. to 5:30 p.m.

Saturday

7:30 a.m. to 5:30 p.m.

Sunday Closed

Winter Hours

November 1 thru March 31

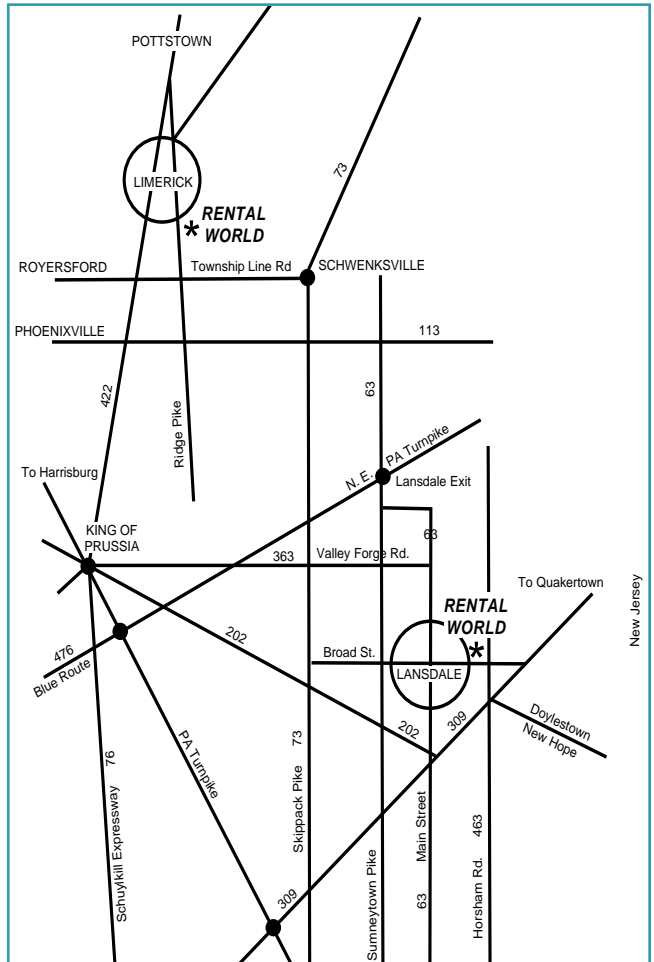
Monday thru Friday

6:30 a.m. to 5:30 p.m.

Saturday

7:30 a.m. to 12 noon

Sunday Closed





STORE POLICIES

Identification:

Identification is required on all rentals. Current drivers license, vehicle registration, utility bills along with a document bearing a signature which indicates local residence. Master Card, Visa, and Discover may be used. For those who have just moved to the area and have not changed the address on their identification, contact Rental World to determine what can be used as Identification.

In all cases, the renter must be at least 18 years of age.

Rental Period:

The rental period begins and ends when the contract is processed at the counter. When the rental item is being delivered, the rental period starts at the time the equipment is loaded onto the Rental World vehicle and ends when it is unloaded at Rental World. Rent charges are calculated on time out and time in, not time used.

Deposits:

Deposits are taken on some rentals unless a house charge is established. The deposit amount will depend on the rental rate and time period of rental. Cash, credit cards (Visa, MC and Discover), local checks with local identification may be used for the deposit. When a check is left as a deposit, and the check is deposited in the bank, the deposit refund will be mailed after the check has cleared the bank which takes approximately two weeks.

There is a \$25 charge on all checks returned and not processed by the bank.

Reservation:

Reservations are recommended on all items to assure the availability of the item desired. A deposit is required unless a house account has been established. If the item reserved is cancelled or is not rented at the time scheduled, the cancellation charge will be the amount of the reservation deposit. On house accounts, the cancellation charge is approximately 20% of the rental. Garden equipment reserved may be transferred to another date, but not cancelled, due to rain or excessive wet conditions. This reservation transfer must be accomplished with a phone call prior to the reservation time otherwise the deposit will be held as a cancellation charge.

Weekend Rates:

Weekend rates on all items are as follows:

Rented out after	Returned by	Rental Charge
Friday, 5 p.m.	Monday, 9 a.m.	2 Day
Saturday, Noon	Monday, 9 a.m.	1 1/2 Day
Saturday, 5 p.m.	Monday, 9 a.m.	1 Day

A member of the Rental World staff will review the operation of the equipment with you prior to leaving the premises and assist you in loading the equipment into your vehicle. Customer should inspect equipment prior to leaving the premises, acknowledging that the equipment is in proper operating order and is familiar with the operation of the equipment. If there are additional questions regarding the equipment operation, customer should request information by an assisting attendant, do not leave the premises without obtaining satisfactory answers to the questions.

Aerators	24	Drills	14
Air Compressors, Air Hammers	4, 6	Dry Wall Cart	31
Air Compressor, Small	6	Dry Wall Jack	5
Air Nailers	6	Dry Wall Sander	30
Air Sled	32	Dry Wall Taper	20
Aluminum Brake	20	Dump, Trailer	21
Appliance Hand Truck	31	Easel	34
Auger, Tractor	3, 23	Edger, Bed	26
Auger, Hand	26	Edger, Lawn	25
Auger, Power Earth	3, 23	Engine Hoist	27
Backhoe/Loader	1	Excavator	1
Band Saw	16	Fans	17
Barricades	5	Floor Polisher	28
Bed Edger	25	Floor Sander/Edger	28
Blower, Leaf	25	Floor Stripper	29
Blower, Ventilating	6	Floor Scrubber	28
Bolt Cutter	20	Fork Truck	7
Bounces/Slides/Games	34	Generators	8
Boxes	31	Grinder, Concrete	12
Breakers, Air	4	Grinder, Angle	15
Breakers, Concrete Electric	15	Grinder, Asphalt	3
Breaker, Hydraulic for Skid Steer	2	Groomer/Power Rake	25
Brick Cutter	20	Hammers, Rotary/Demolition	14
Broom, Power	6	Hand Truck	31
Brush Mower	24	Heat Gun	30
Buggy, Power	12	Heaters, Propane, Kerosene, Electric	17
Bull Float	13	Hedge Trimmer	26
Camcorder	34	Horse Shoe	33
Car Transporter	21	Humidifiers	33
Carpet Dryer	29	Inflatables	34
Carpet Kicker	29	Jack, Automotive	27
Carpet Seaming Iron	29	Jack, Hydraulic/Screw/Pole	10, 27, 32
Carpet Shampooers	28	Jack, Riggers	32
Carpet Shears	29	Jack, Transmission	27
Carpet Staplers	29	Jack Stands	27
Carpet Stretcher	29	Johnson Bar	32
Chain Hoist	27	Ladder Brackets, Jumping Jacks	11
Chain Saws	26	Ladders	11
Chain Saw, Concrete	13	Leaf Blowers	25
Chimney Cleaning Brushes	33	Level, Builders	5
Chipper, Branch	22	Level, Laser	5
Come A Long	27	Lifts, Bucket & Platform	7
Compactors	3	Lifts, Mechanical	7
Concrete Grinder	12	Lifting Straps	32
Concrete Saws	13, 16	Lights, Portable	5
Concrete Vibrator	13	Light Towers	5
Cones, Traffic	5	Loader, Backhoe	1
Core Drills	12, 14	Loader, Skid	2
Cultivator	24	Log Splitter	25
Cut & Break Saw	13, 16	Machinery Rollers	32
Dehumidifiers	33	Metal Detector	17
Desk Dolly	32	Mini Skid Loaders	3
Digging Bar	26	Mitre Boxes	19
Dolly	32	Mitre Saw	16, 20
Drapery Steamer	30	Mixers, Concrete/Mortar	12
Drill Press, Magnetic	14	Mowers, Lawn, Brush	25

Nailer, Air	6, 20	Sewer Camera	18
Nailer, Concrete Air	20	Sewer Snake	18
Nailer, Floor	20, 29	Shingle Cutter, Asbestos	20
Oil Pan	19	Shingle Scraper	6
PA Systems	34	Shore Post	10
Pads, Furniture	31	Shredder, Branch	21
Paint Shaver	15	Shredder, Paper	33
Pallet Jack	5, 31	Signs, Portable	33
Paper Shredder	33	Slit Seeder	25
Piano Board	32	Snakes, Sewer	18
Piano Dolly	31	Sod Cutter	25
Pipe Cutter	17	Soil Pipe Cutter	19
Pipe Locator	18	Spreader, Seed	24
Pipe Thawer	19	Staplers, Air	19
Pipe Threaders	19	Staplers, Surface	19, 33
Pipe Vise	19	Strapping Machine	5
Planer, Wood	14	Straw Blower	24
Planks	10	Stud Driver	19
Platform Dolly	31	Stump Grinder	22
Podium	34	Tamper, Hand	3
Pole Jack	10	Televisions	34
Polisher, 7" Disc	14	Thatchers	25
Pool Line Blower	33	Tile Cutters	19
Pressure Washers	13	Tile Saw	15, 19
Projector, Data Video	34	Tillers	24
Projector, Overhead	34	Toilet Snake	17
Projector, Screen	34	Tow Bar	32
Projector, Slide	34	Tow Dolly	21
Projector, 8 MM	34	Track Skid Loaders	2
Pruner, Tree Hand & Power	26	Tractor	2
Pullers, Gear	27	Tractor, Dingo	23
Pumps, Water	9	Trailers	21
Rake/Groomer, Power	25	Trash Chutes	6
Rake, Harley	2	Trenchers	3
Rakes, Landscaping, York	26	Trench Roller	3
Ramp, Loading	32	Tripod	34
Rockhound	2	Trowel, Hand	13
Roller, Floor	29	Trowel, Power	13
Roller, Lawn	26	Trucks	31
Roller, Paving	3	Vacuum, Carpet	27
Roller, Trench	3	Vacuum, Tank	27
Roller, Vibratory	3	Vacuum Cups	32
Roof Brackets	11	VCR	34
Rotary Hammers	15	Ventilating Blower	7
Router	14	Vibratory Plate	3
Rug Shampooer	27	Vise, Pipe	18
Sandblaster	4	Volley Ball Set	33
Sanders, Block, Belt, Siding	15	Wall Paper Perforator	30
Sander, Dry Wall	29	Wall Paper Steamer	30
Saw, Concrete	13	Water Ram	17
Saw, Cut-Off Gas/Electric	13, 15	Weed Trimmer	26
Saw, Tile	16	Welders, Arch, Mig, Tig	8
Saws	16	Wheelbarrow	12
Scaffolding	10	Wrench, Impact	27
Screen, Projection	34		
Screw Gun	14, 19		



CASE BACKHOE



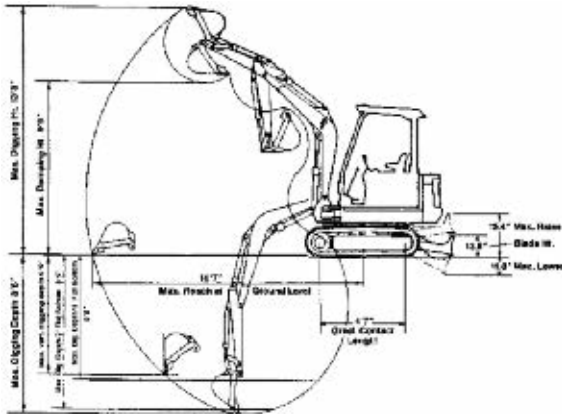
**COMPACT LOADER-BACKHOE
TERRAMITE T-5**

Digs: 10' Deep
Weighs: 2,650 lbs.
Width: 53"

Height: 7' 3"
Loader Bucket: 6 cubic feet
Backhoe Bucket: 16"

Model	JD110	JD3720	JD4410	JD1026	Terramite
Bucket Width, in.	72-18	60-18-12	48-18-12	51-12	48-16
Power Train	4 whl	4 whl	4 whl	4 whl	2 whl
Fuel	Diesel	Diesel	Diesel	Diesel	Gas
Hoe Digging Depth	120	102	102	88	99
Lift Capacity, lbs.	2700	2200	2200	550	1700
Dump Ht., in.	114	69	69	60	81-76
Weight, lbs.	7600	2900	5100	2045	3100
Tires	Agr	Agr	Agr	Agr	Agr

TAKEUCHI EXCAVATOR



	T-016	T-125
Bucket Width, in.	12-18	12-18
Tracks	Rubber	Rubber
Fuel	Diesel	Diesel
Hoe Digging Depth	94	102
Dimin., ft.	4w, 13'1, 8'h	5w, 15'1, 8'h
Dump Ht., in.	112	112
Weight, lbs.	3524	6000
Ground Clear	8"	12"

HARLEY RAKE ON SKID STEER



Angles: 20°
Weight: 815 lbs.
Length: 6' 8"
Width: 2' 6"
Height: 2' 6"

HYDRAULIC BREAKER



920 Blows / min.
Hydraulic Fluid Req. - 18 gpm
Weight w/Point: 836 lbs.
Bit: 11" long, 2.4" Dia.
Fits: 750, 763, 773, 863, 873, JD 250



SKID STEER LOADER

Model	Bob S100	Bob 763	JD 320	JD 315	ASV 50
Bucket Width, in.		66	66	66	66
Lift Capacity, lbs.	1,000	1,500	2,300	1,500	1,500
Dump Ht., in.	103	110	115	93	115
Weight, lbs.	4,090	5,370	6,435	6,800	5,250
Fuel	Diesel	Diesel	Diesel	Diesel	Diesel

Auger Attachments Available (see page 22)
Grapple Bucket Attachment Also Available

HARLEY RAKE ON DINGO



440 lbs.
58" Wide
48" Working Width

TRACK SKID LOADER



Model	JD 315	ASV RC-50
Engine, Hp	33 Diesel	50 Diesel
Lift Capacity, lbs.	1,500 lbs.	1,700 lbs.
Dump Height	91"	115"
Weight, lbs.	6,800	5,375
Bucket Width	66"	60"
Dimensions, in.	66W / 124L / 91H	60W / 124L / 77H
Ground Pressure	4.8 psi	2.7 psi
Ground Clearance	7.8"	12"
Cab	Enclosed	Enclosed


JOHN DEERE 4410 - 1026/3720 LANDSCAPING TRACTOR



Model	1026	3720	4410
Bucket Width, in.	51-12	60-18-12	60-18-12
Engine, hp	25	35	35
Power Train	4 whl	4 whl	4 whl
Weight, lbs.	1,440	2,900	5,100
Fuel	Diesel	Diesel	Diesel
Tires	Agr	Agr	Agr

Attachments Available: 7' Rake, 5' Bushhog,
40"-67" Tiller, Backhoe/Loader

MINI SKID LOADERS



Model	Ramrod 1150	Dingo 220	TX420
Engine	Gas, 27 HP	Gas, 22 HP	Gas, 25 HP
Lift Capacity	1,150 lbs.	1,030 lbs.	1530 lbs.
Lift Height	72"	49"	46"
Track / Tire	9" Tracks	Tire - 4 Whl.	T locks
Weight	1,900 - 2,200	1,576	2,006
Dimensions	54H/43W/81L	48H/41W/ 60L	46H/34W/92L

PAVING ROLLERS

Static

Empty Weight: 2,900 lbs.
Full Weight: 3,224 lbs.
Width: 35"
Length: 77"

Vibratory

Machine Width: 40"
Machine Height: 100"
Compaction Force: 3,400 lbs.



TRENCH ROLLER

Stone RD24HT
Drum Width: 24.8" 21" dia.
Applied Force: 16,700 lbs.
Static Linear Pressure: 72 psi
Travel Speed: 74-145 ft. / min.
Weight: 3,268 lbs.



TRENCH COMPACTOR



Weight: 143 lbs.
Plate: 11" x 13"
600 vib. / min.

TRENCHERS

3" x 12" Trencher
5 HP
Not Self Propelled
Weight: 190 lbs.



4" x 24" Deep
13 HP
Weight: 840 lbs.
Self Propelled



4" / 6" x 36" Deep
18 HP
Self Propelled
Weight: 1,850 lbs.

4" x 36" Deep
18 HP
Self Propelled
4-Wheel Drive
Weight: 1,000 lbs.



ASPHALT GRINDER



Weight: 1,500 lbs.
Width: 12"
Cutting Depth: 6"
Skid Steer Mt.
15" Tilt

VIBRATORY PLATE

Plate: 20" x 22"
Weight: 175 lbs.
3,300 lbs. force

Plate: 13" x 18"
Weight: 140 lbs.
2,000 lbs. force





260, 185 CFM DIESEL & GAS POWERED AIR COMPRESSORS

260/185 CFM TOOL KIT INCLUDES:

Compressor, 2 Hammers, 200' Hose, 2 Pts., & 2 Chisels

Black Top Spade Available

2" Ball or Pintle Hook Required

AIR PAVING BREAKER




Available in:
30, 32, 40, 60,
80, & 90 lb.
Point Chisel
5" Spade

BREAKERS



60 lb.
2-Cycle Gas



65 lb. Electric
Paving Breaker

AIR CHIPPING HAMMER



20 lb. Air
w/Point & Chisel
Clay Spades

AIR CHISEL SCALER



8 cfm / 90 psi
2500 Blows / min.

SAND BLASTER



1.5 Cubic Ft.
Air Pres. 30-125
Min. 100 cfm
Wt. 110 lbs.
42" h, 24" w, 28" d

LASER LEVEL

w/ Tripod & Sight Rod



BUILDER'S LEVEL

w/ Tripod & Sight Rod



TOWER LIGHTS

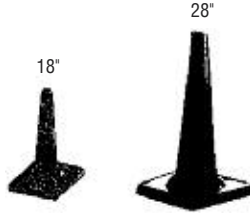


4 - 1,000 watt Lights
6,000 watt Generator
30' Max. Height
30 Gal. Diesel Tank
60 Hr. Running Time
2" Ball Hitch

TRAFFIC BARRICADE & WARNING LIGHT



TRAFFIC CONES



With & Without Reflector Strips

PALLET JACK



Tilt & Standard
5' - 15' Heights

DRY WALL JACK



Capacity: 5,000 lbs.
Forks: 47" Long, 6" Wide,
27" Width

1,000 WATT PORTABLE LIGHT ON TRIPOD



STRAPPING MACHINE

200 Ft. Ctns. #32 - 1/2
1/2" x .015 Steelbanding



#TF56 - Tensioner

#401 - 1/2" Seals



#S104 - Sealer



3,000 - 1/2" Seals
Elkay Products Co.
Springfield, NJ

METAL DETECTOR



AIR COMPRESSORS



1/2 HP Electric
1 HP Electric

2 cfm
5 cfm



1 1/2 HP Electric
6 1/2 HP Gas

8.5 cfm
8.5 cfm

TRASH CHUTES



3.3' Sections

AIR NAILERS



Concrete Nailer

3/8" - 7/8" - 1 1/4" - 1 1/2"
2 1/4" Nails

Roof Nailer

1 1/4" - 1 1/2" - 1 3/4" Nails

Framing Nailer

1 1/2" - 3 3/4" Nails

Finish Nailer

1/2" - 1 2/3" Nails

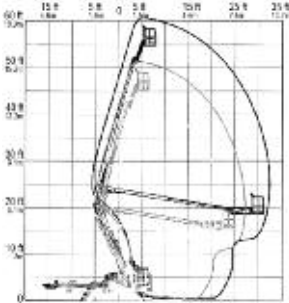
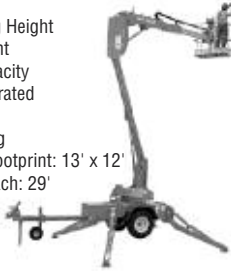
VENTILATING BLOWER

1277 cfm
1/3 HP Electric Motor
Weight: 53 lbs.



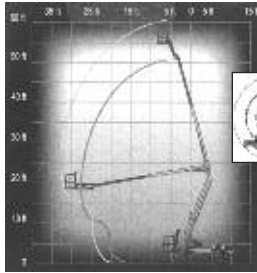
BUCKET LIFTS TRAILER MOUNTED

51' Working Height
Trailer Mount
500 lb. Capacity
Battery Operated
2" Ball Hitch
Self Leveling
Outrigger Footprint: 13' x 12'
Max. Outreach: 29'



BUCKET LIFTS SELF PROPELLED

55 Self Prop
61' Working Height
Gas Engine
Weight: 6,000 lbs.
Bucket Capacity: 500 lbs.
Max. Working Height: 61'
Max. Stowed Height: 6' 11"
Width: 5' 8"
(Outriggers Down: 13' 13")
Max. Outreach: 27'
Ground Clearance: 9'



MECHANICAL LIFTS



Height: 15'
Capacity: 650 lbs.
Weight: 317 lbs.
Telescoping

Height: 18'
Capacity: 650 lbs.
Weight: 307 lbs.
Telescoping



PLATFORM LIFTS

30' Personnel Lift
Battery Operated
350 lb. Capacity
Outrigger Footprint: 68" x 57"
Stowed: 79" H x 58" L x 30" W


25' Vertical Lift
48" x 128"
1000 lb. Capacity
Battery Operated

20' Vertical Lift
34" x 119"
750 lb. Capacity
Battery Operated



HYSTER H50XL FORK TRUCK

Max. Fork Height: 187"
Capacity: 5,000 lbs.
Propane Fired
Foam Filled Tires
Free Lift: 62"
Lowered Height: 84"
Powershift Transmission



34 KW GENERATOR



IR G406
 Diesel Powered
 Electrical Specifications
 Power Rating (KVA/KW/AMPS)
 • 208/220/240/415/480 v, 3 PHASE
 • 110/127/139/240/277 v, 1 PHASE
 35/35/145

REGULATION +/-1.5%
 FREQ. REGULATION (N.L. TO F.L.) 5%
 Outlets
 Duplex 110 v
 1-20 amp 250 vac
 1-30 amp 120 vac

GAS POWERED GENERATORS



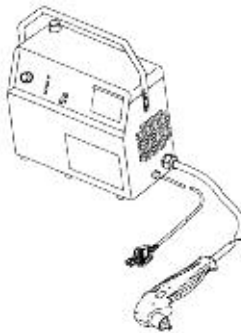
6,000 watt
 5,000 watt
 4,000 watt
 3,000 watt
 2,400 watt
 1,750 watt

240 / 120 volt
 240 / 120 volt
 240 / 120 volt
 120 volt
 120 volt
 120 volt

ELECTRIC MIG WELDER



ELECTRIC TIG WELDER T16



GAS ARC WELDER



Model	Mig	Tig	Arc	Arc
Power Amps	90	150	200	185
Leads, ft.	10	12	25	25
Weight, lbs.	56	50	520	315
Gen. Watts	0	0	7,200	5,500

CENTRIFUGAL PUMP



Gas Powered

2", 6,000 Gal./Hr.
3", 16,000 Gal./Hr.
4", 28,000 Gal./Hr.

Hoses Available

50' Discharge
15' Suction

ELECTRIC SUBMERSIBLE PUMPS



1 1/4" Pump
2,400 Gal./Hr.
4 amp / 120 vac



2" Pump
4,000 Gal./Hr.
6.1 amp / 120 vac



3/4", 1,200 Gal./Hr.
Uses Garden Hose (Not included)

Hoses Available
50' Discharge

WATERBED PUMP



300 Gal. / Hr. / 115 vac
2 - 3' Hoses Included

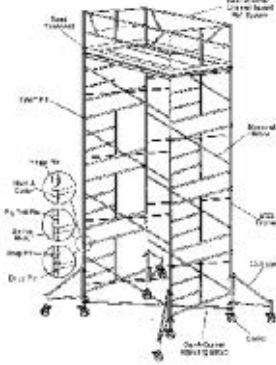
3" GAS POWERED DIAPHRAGM PUMP



Sludge Pump
15' Suction Hose

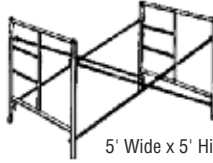
50' Discharge Hose
5,000 Gal./Hr.

FRAMES



6 1/2' h x 5' w
Walk Thru

1 SECTION



5' Wide x 5' High, Ladder

INDOOR

6' High x
29" Wide
Adjustable every 4"



PLANKS



10' Wood
16' Wood

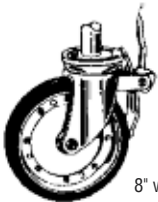
20' Aluminum
24' Aluminum

CATWALKS



19' x 7'
Wood Deck
Aluminum Frame

WHEELS

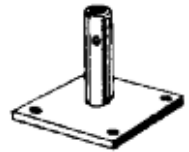


8" w/Locks

SAFETY RAILS



BASE PLATE



POLE JACKS

Min. Height: 75"
Max. Height: 10'
Max. Capacity: 4,000 lbs.



LEVELING JACKS



HYDRAULIC JACKS



12 Ton Capacity
1 1/2" x 10"



10 Ton
Capacity



Hydraulic Jack
5, 12, 20 Ton Capacity

EXTENSION LADDERS

24' Fiberglass
32' Fiberglass
40' Fiberglass
Working Load 300 lbs.



JAWS EXTENSION LADDERS



Model No. JLT 22
Folded Height 5'-9"
Extension Range 11' to 19'
Working Height 11' to 22'



Stepladder Range 5 1/2' to 9 1/2'
Scaffold Height up to 5'
Weight 18kg. 41 lb.

LADDER BRACKETS



ROOF BRACKETS



Max. Plank Size 2" x 8"

SAFETY TIPS

FIT THE LADDER TO THE JOB

- Do not use ladder jacks on household grade ladders.
- Damaged or straighttided ladders are not safe.
- Ladders are designed to support one person safely. Never overload.
- Do not use metal ladders near power lines.
- Use ladder only for climbing... not as a platform, plank, or hoist.

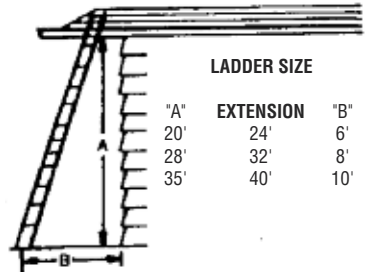
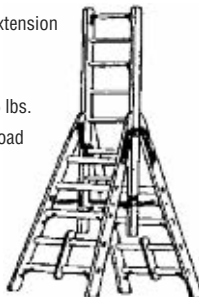
STEP LADDERS

10'
12'
14'
16'



TRESTLE LADDERS

12 - 19" Extension
40" x 100"
Foot Print
Weight: 86 lbs.
Working Load
300 lbs.





Drill Rig w/Vacuum Plate
15 amp / 120 vac
Weight: 98 lbs.
8" Capacity

CORE DRILLS



Hand Held Golz
9 amp / 120 vac
Weight: 14 lbs.
650 / 1300 rpm
4" Capacity
1", 1 1/2", 2", 2 1/2", 3", 4"
Diamond Core Bits
Water Required

ELECTRIC CONCRETE MIXER



2 Cubic Feet
Electric
7 amp / 120 vac
1/4 Bag Capacity

GAS POWERED CONCRETE MIXER



Towable 2" Ball / Pintle
6 Cubic Feet
8 HP Gas Engine
1/2 Bag Capacity

GAS POWERED MORTAR MIXER



Towable 2" Ball / Pintle
6 Cubic Feet
1/2 Bag Capacity

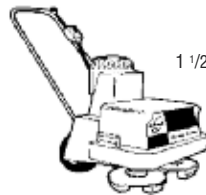
POWER BUGGY



10 Cubic Feet
1500 lb. Capacity
Weight: 560 lbs.
33" Wide - 72" Long
Gas Engine

CONCRETE GRINDER

4 Hp Gas Engine Carbride & Steel
Weight: 130 lbs. Scarifiers Available



1 1/2" HP Electric

Stones
Scarifiers
Brushes
20 A - 120 V



WHEEL BARROW



5 cu.ft.

36" POWER TROWEL

Finish & Float Blades
11 HP Gas Engine



20" SELF-PROPELLED CONCRETE SAW



14" & 18" Blades
Max. Cutting
Depth: 6.25"
Diamond &
Abrasive Blades
Self Propelled
Gas Engine

14 HP CONCRETE SAW



14" Blade
Diamond &
Abrasive Blades
Max. Cutting
Depth 4 3/4"


STEAM CLEANER/ PRESSURE WASHERS

Steam Cleaner
150 Gal. / Hr.
100 psi
Kerosine / Electric
Steam Hose: 25'
7 amp / 115 vac

Hot / Cold / Steam
2,000 / 3,000 psi
2,000 Gas
2,500 Gas
3,000 Gas
18" Expandable
Wand Available



FLOATS



Hand Trowels

12" Handle



8" x 4' - 12' Handle


CUT & BREAK SAW



Husqvarna K650
2 - 9" Blades
16" Cutting Depth
Weight: 22 lbs.
Cuts Stone or Concrete

CONCRETE RING SAW

Partner K950
Ring Size: 14"
2 Cycle Engine
10" Cutting Depth



WET/DRY CUT-OFF SAWS



Gas
14" / 16" Blade Capacity
2 Cycle Engine
Weight: 31 / 38 lbs.



Electric
14" Blade Capacity
15 amp / 120 vac
Weight: 27 lbs.

Used with
Diamond &
Abrasive Blades
4 7/8" / 5 1/2" Max Cut

CONCRETE VIBRATOR

1 3/8" Head
2" Head



CORE DRILLS

Hand Held
Weight: 14 lbs.
650 / 1300 rpm

Water Required
1", 1 1/2", 2", 2 1/2", 3", 4"
9 amp / 120 vac



SCREW GUN

Screw Gun
2 Sizes
Self Feeding - See Page 19



ELECTRIC SCREWDRIVER

1 - 2"
2 - 3"
Self Feeding



3/8, 1/2, 5/8" DRILL



RT. ANGLE DRILL

3/8", 1/2"



ANGLE SANDER/GRINDER

7", 9"
Disc Available
10 amp / 120 vac
Weight: 8 lbs.



WOOD PLANER W/BLADE

2 1/4" Blade



ROUTER

1 3/4 HP Motor



DEMOLITION ROTARY HAMMERS



1" - 4" Bit Capacity
10 amp / 120 vac
Weight: 29 lbs.

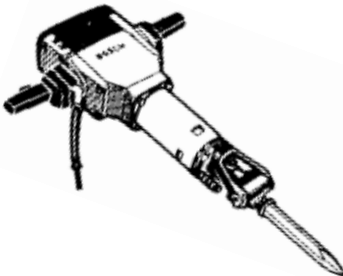


3/4" - 1 1/2"
9 amp / 120 vac
Weight: 17 lbs.



Scaling Bit
Point & Chisel
Clay Spade
1/4" - 3/4"
650 / 5,500 rpm
5.5 amp / 120 vac
Weight: 7 lbs.

65 LB. ELECTRIC PAVING BREAKER



w/ 1 Pt. / 1 Chisel	1,030 Impacts / min
Paving Spade	1 1/8" Tool Shank
Clay Spade	18 amp / 120 vac

BLOCK SANDER



4 1/2" x 5 1/2"
Weight: 3 lbs.

4' BELT SANDER



Weight: 12 lbs.
11 amp / 120 vac


PAINT SHAVER



4-Carbide cutter
10,000 rpm
6 amp, 120 vac

SIDING SANDER 6"

Uses tungsten carbide discs
24, 36, & 46 grit
Verticle & horizontal adjustments
Variable speed 300-4500 rpm



TILE SAW

7", 8" & 10" Blades
Tile
Brick
Slate
Marble
Paving Brick
Water Required



WET/DRY CUT-OFF SAWS



Gas
14" / 16" Capacity
2 Cycle
Engine



Electric
14" Capacity
15 Amp
120 Volt

Used with
Diamond &
Abrasive Blade
see page 13 for rates

4" TILE SAW

MK-70
8 amp
1" Max. Cut



CHOP SAW

14" Blade
4 1/2" Cut
15 amp / 120 vac
Weight: 37 lbs.



CONCRETE RING SAW



Partner K950
Ring Size: 14" 2 Cycle Engine
10" Cutting Depth

BAND SAW

4" Capacity
100 - 245 rpm
4 amp / 120 vac
Weight: 15 lbs.



TOE-KICK SAW



Crain Model 785
3 3/8" Carbide Tip Blade
Cuts up to 3/4"
11 amp
4,500 RPM
Weight: 12 lbs.

JAM SAW



Crain Model 800
6" Blade
9 amp / 115 vac
5,300 RPM
Weight: 9 lbs.

MITRE SAW



10" Compound
3 1/2 x 4 5/16 Cut
Weight: 48 lbs.
12 amp / 120 vac

PROPANE HEATERS WITH BLOWERS



PROPANE HEATERS



RADIANT HEATERS



Propane
9,000 BTU
To
24,000 BTU



Propane
100,000 BTU
No Electricity Needed

BTU/Hr. Output	Fuel Consumption	Wt. lbs.	Electric Requirement	Heater Type
9,000	0.2 - 0.33 Lbs./Hr.	-	None	Forced Air
24,000	1.0 Lbs./Hr.	7	None	Radiant
50,000	2.3 Lbs./Hr.	15	None	Convection
60,000	2.8 Lbs./Hr.	40	3 amp / 120 vac	Forced Air
80,000	3.7 Lbs./Hr.	67	5 amp / 120 vac	Forced Air
100,000	4.6 Lbs./Hr.	28	None	Radiant
150,000	7.0 Lbs./Hr.	35	2.2 amp / 120 vac	Forced Air
250,000	3.0 - 12.0 Lbs./Hr.	19	None	Convection
375,000	10.0 - 17.0 Lbs./Hr.	52	2.5 amp / 120 vac	Forced Air
Patio	2.0 LBS./HR.	107	None	Radiant

KEROSENE HEATERS



ELECTRIC HEATERS



5,000 BTU
12.5 amps / 120 vac

CONVECTION HEATERS



75,000 – 225,000 BTU
Propane
Weight: 19 lbs.
No Electricity Needed
3.5-12 lbs./Hr. Propane

BTU/Hr. Output	Fuel Consumption	Fuel Capacity	Wt. lbs.	Operating Hrs./Tank
50,000	.4 Gal./Hr.	4.0	45	11
110,000	.74 Gal./Hr.	9.0	48	11
150,000	1.1 Gal./Hr.	13.5	55	12
355,000	2.5 Gal./Hr.	30	180	12

FANS



18" & 20" Rollabout
24" Pedestal
36" Box
4,000 cfm
5,500 cfm
11,000 cfm



PATIO HEATER



Floor Model
40,000 BTU
Radiant Heat
Uses 20 lb. Tank
10 Hrs. / Tank

Table Top Model
11,000 BTU
Radiant Heat
Uses 16 oz. Cylinder
3-4 Hrs. / Cylinder

SEWER CAMERA COLOR

2" - 12" Pipe
200' Cable Length
110 vac or 12 vdc
380 x 350 Resolution
Underground Locator



ELECTRIC EEL SEWER SNAKE

With 12 - 8' Cables
For 4 - 8" Pipes
Up to 200' of Cable



1/2" POWERED SNAKE

1/2" cable to 75'
For 3" Lines



PIPE LOCATOR

Locates Underground
Pipe and Electrical Lines



HAND SNAKE

1/2" Cable to 75'
For 3" Pipe



PIPE CUTTER

Up to 4"



TOILET SNAKE



WATER RAM

2" Pipe Capacity



METAL DETECTOR



35' SNAKE

For 2" Pipe
Hand Free
3/8" Cable to 35'



HI PRESSURE SEWER & DRAIN CLEANER

1500 psi / 1.76 gpm
100' 1/4" Hose
1 1/2 HP Motor



OIL PAN



PIPE VISE



SOIL PIPE CUTTER



PIPE THAWER



17 Amp, 120 Volt
Output 6 volt, 325 amps
12" x 12" x 12"
2-20 Cables

HAND PIPE THREADER KIT



3/8" - 1/2" - 3/4" - 1" - 1 1/4" - 1 1/2" - 2" Dies

PIPE THREADER



1 - 2"
Weight: 27 lbs.

PIPE THREADING HEAD



2 1/2", 3", 3 1/2", 4"
Weight: 93 lbs.

PORTABLE PIPE THREADER



1/2" - 3/4" - 1" - 1 1/4"
1 1/2" - 2" - 4"



ALUMINUM BRAKES



7 1/2' Weight: 75 lbs.
10 1/2' Weight: 89 lbs.



Max: .030 Al./28 ga. Steel

TILE SAW



4 1/2', 7", 8", 10", Tile, Brick,
Paving Brick, Slate

ASBESTOS SHINGLE CUTTER




CERAMIC TILE CUTTER



4" 9" 12" 26"

FLOOR TILE CUTTER



12 X 12 Tile
9 x 9 Diagonal

HYDRAULIC BRICK CUTTER



BOLT CUTTER



18"
30"
42"

ELECTRIC SCREWDRIVER



1 - 2"
2 - 3" Self Feeding

STUD DRIVER



22 & 27 Caliber
Low Velocity
Accepts 1/2" to 3" Fasteners

MITRE BOXES



Hand Unit

10" Compound

NAILERS & STAPLERS



Framing Nailer
1 1/2" - 3 1/4"
Air Operated



Finish Nailers
1/2" - 1 3/8"
Air Operated



Concrete Nailer
3/8" - 7/8" - 1 1/4" - 2 1/4"
Air Operated



Floor Stapler
3/8" Flooring
Air Operated
1" Staples



Surface Stapler
1 3/16" - 2" Staples
Air Operated



Roofing Nailer
3/4" - 1 3/4"
Air Operated

Tongue & Groove Nailer

2" Nails
3/8" - 3/4" Flooring
Air / Manual



Surface Nailer
1 1/4" & 2" Nails



Hammer Stapler
7/8" Staples
#HT-85 Arrow

TANDEM AXLE TRAILERS



12' x 74" 8,000 lbs. 2 5/16" Ball or Pintle Ring
 14' x 72" 8,000 lbs. 2" - 2 5/16" Ball
 16' x 72" 8,000 lbs. 2 5/16" Ball or Pintle Ring
 18' x 76" 8,000 lbs. 2 5/16" Ball or Pintle Ring
 Class III Hitch Required
 4' x 10' Lift Bed 4,000 lbs.

DUMP TRAILERS



6' x 10'
 7,000 lb. Capacity
 2 5/16" Ball

BOX TRAILER

6' x 12' - 2,000 lb. Capacity
 7' x 16' - 5,700 lb. Capacity



TRAILERS

4' x 8' Tilt Bed 1,000# 2" Ball
 5' x 10' Tilt Bed 3,000# 2" Ball
 6' x 10' Tilt Bed 3,000# 2" Ball



CAR TRANSPORTER



Capacity: 4,500 lbs.
 Length: 20'
 Bed Length: 14'
 Bed Width (Inside): 6' 10"
 Bed Width: 7' 2"
 Bed Height: 19"
 Fender Height: 28 1/2"
 2" Ball
 Tilt Bed

TOW DOLLY



Capacity: 3,500 lbs.
 Towed Vehicle Width:
 Min.: 41"
 Max.: 76"
 2" Ball
 Class II Hitch Required

3", 6", 12" BRANCH CHIPPER

3" Capacity
2" Hitch Ball
Weight: 390 lbs.



6" / 12" Capacity
Weight: 2,200 / 5200 lbs.
Class II / III Hitch Required
2 5/16" Ball or Pintle Ring
Diesel Engine

STUMP GRINDERS

20 HP Hydraulic
Requires Trailer
Weight: 1040 lbs.
16" Cutting Wheel



5 1/2" HP Engine
Weight: 103 lbs.
9.5" Cutting Wheel



13 HP Engine
Weight: 300 lbs.
14" Cutting Wheel

POST HOLE AUGER BOBCAT MOUNT



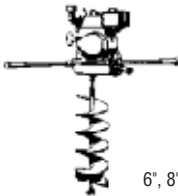
Bits Available: 9", 12", 18", 24", 36"

EASY AUGER



9", 12", 18" Augers
8 HP Engine
2" Ball Hitch
Weight: 360 lbs.

2 MAN POST HOLE AUGER



6", 8", 12" Augers

CABLE & HYDRAULIC TYPE 1 MAN POST HOLE AUGER

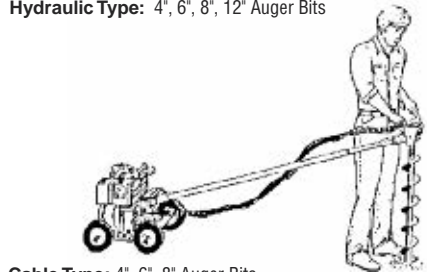


Hydraulic Type: 4", 6", 8", 12" Auger Bits

DINGO/RAMROD TRACTOR W/ AUGER



48" Bucket
9", 12", 18",
24" Auger Bits
Rubber Tires or
Track Units



Cable Type: 4", 6", 8" Auger Bits

HONDA & TROY-BILT REAR TINE TILLERS



5 HP
16" Tilling Width



8 HP
20" Tilling Width

STRAW BLOWER

Capacity: 2 Bales/Min.
360° Rotation
40' Discharge Dist.
Trailer Mounted
18 hp Engine
2" Ball Hitch



FRONT TINE TILLERS



3 HP & 5 HP
Weight: 75 lbs.
16" Width

CULTIVATOR



9" Width
2 HP
2 Cycle Engine

TOWABLE AERATORS



32" Wide Weight: 85 lbs.
48" Wide Weight: 100 lbs.
Concrete Weights Available

SPREADERS

Seed
Push
Fertilize
Liquid



SELF PROPELLED AERATORS

19" Aerating Width
Weight: 270 lbs.
4 HP Engine



26" Aerating Width
Weight: 339 lbs.
4 HP Engine

12" MANUAL SOD CUTTER



Manual Powered

18" POWER SOD CUTTER



5 HP Engine
Weight: 340 lbs.

LAWN HATCHERS



Standard
Verticut
7 HP Engine



SLITSEEDER


Width: 29 1/2"
18 HP Engine
Weight: 380 lbs.
20 lb. Seed Hopper
18" Seeding Width



LOG SPLITTERS



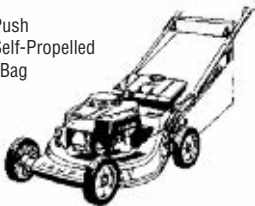
Horizontal
18 Ton
2" Ball Hitch



Vertical
22 Ton
2" Ball Hitch

LAWN MOWERS

21" Push
22" Self-Propelled
with Bag



24" BRUSH MOWER

16" Pneumatic Tires
Self-Propelled



POWER RAKE/GROOMER

Turf Teq 1305PR
13 HP Gas Engine
36" Wide Drum
Weight: 350 lbs.



LEAF BLOWERS

Back Pack
Airflow 476 cfm
Weight: 19 lbs.

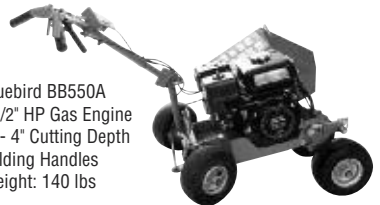


Hand Held
Airflow 353 cfm
Weight: 9 lbs.



BED EDGER

Bluebird BB550A
5 1/2" HP Gas Engine
2" - 4" Cutting Depth
Folding Handles
Weight: 140 lbs



LAWN EDGER



BED EDGER

Easy Steering
8 HP Engine
Wide Pneumatic Tires
Discharges dirt into bed

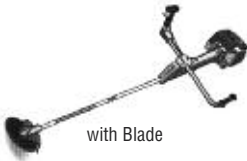


POWER BED EDGER

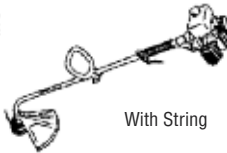
Turf Tech 1305
13 HP Gas Engine
Up to 5" Cutting Depth
Weight: 350 lbs.



WEED TRIMMERS




with Blade



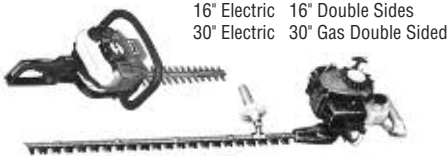
With String

YORK RAKE



4' Standard
7' 3-Point Hitch

HEDGE TRIMMERS



16" Electric 16" Double Sides
30" Electric 30" Gas Double Sided

CHAIN SAWS



Equipped with Spare Chain
Extra Fuel & Chain Oil

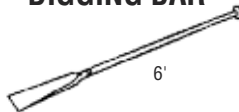
14", 18", 20", 24" Gas

LANDSCAPING RAKE



7' Handle
36" Head
2 1/2" Teeth

DIGGING BAR



6'

MANUAL POST HOLE AUGER

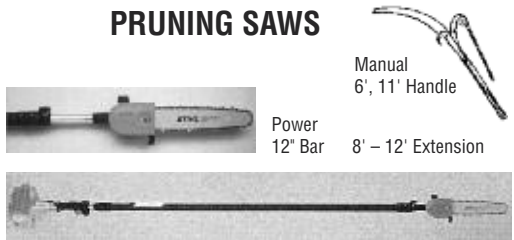


LAWN ROLLERS



250 lbs. Push
600 lbs. Towable

PRUNING SAWS



Manual
6', 11' Handle

Power
12" Bar 8' - 12' Extension

PULLERS




IMPACT WRENCH



1/2" Electric
1/2", 3/4", 1" Air

JACK STAND



5 Ton Capacity

FLOOR JACK




1 1/2 & 4 Ton

HYDRAULIC JACK




8, 12, & 20 Ton

TRANSMISSION JACK



Hydraulic: 1,700 lb. Capacity

BREAKDOWN ENGINE HOISTS



1,500 lb. Capacity
Breaks down to 8 Pieces

CHAIN HOISTS



1 Ton, 10' Chain
3 Ton, 20' Chain

FLOOR POLISHER & HIGH SPEED BUFFER



Pad Drivers
Wire Brushes
Mastic Scrappers

13", 17", 20"

CARPET SHAMPOOER WATER EXTRACTION



Upholstery Tool Available

VACS WET/DRY



6 & 12 Gallon

4 DISC FLOOR SANDER

15" x 15"
4"-6" Discs
120 Vac, 14 Amps
Wt. 125 lbs.



DRUM FLOOR SANDER

8" Diameter Drum
20, 36, 60, 80, 100 Grit Paper



FLOOR EDGE OFFSET SANDER



7" Disc

20, 36, 60, 80, 100 Grit Discs

ORBITAL FLOOR SANDER



For polishing,
stripping,
and sanding
12" x 18"
12" x 24"
20 & 36 Grit Paper
80 & 120 Screens

TURBO CARPET DRYER



Airflow 2500 cfm
7.5 amp / 120 vac
Weight: 32 lbs.

FLOOR STRIPPER TILE OR CARPET

6" Blade Tile
12" Blade Carpet
12 amp / 120 vac
Weight: 60 lbs.



CARPET IRON SEAMER



Tape & Tack Strip
Available

CARPET STRETCHER



CARPET KNEE KICKER



UNDERLAYMENT/ SURFACE

7/8", 1", 1 1/8" Staples
Weight: 2 lbs.
With Mallet

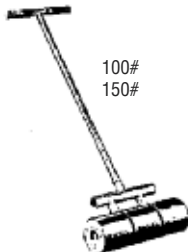


ELECTRIC CARPET STAPLER



3/8", 1/2", 9/16" Staples

FLOOR ROLLER



100#
150#

CARPET SHEAR




Cordless

AIR FLOOR NAILER



2" Nails

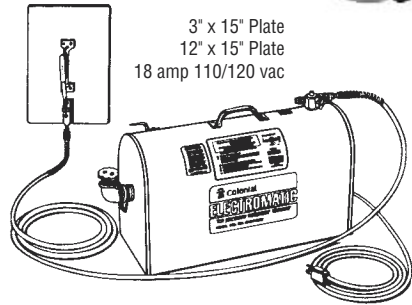
DRYWALL SANDER



Porter Cable Model 7800

WALLPAPER STEAMERS

28 oz. Steam Plate
 13' Steam Hose
 13' Cable
 1.85 Gal. Capacity
 1500 Watt Heater Element
 13.5 amp / 120 vac
 Weight: 15.4 lbs.



HEAT GUN

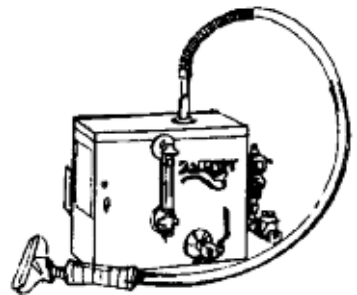


Up to 1000° F

WALL COVERING PERFORATOR

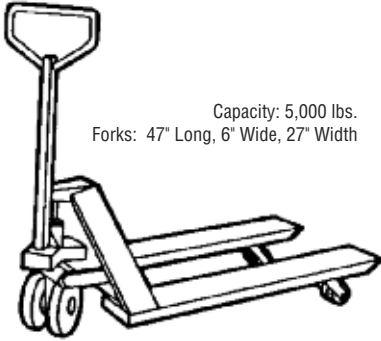


DRAPERY STEAMER



1,500 watts
 12.5 amp / 120 vac

PALLET LIFT



Capacity: 5,000 lbs.
Forks: 47" Long, 6" Wide, 27" Width


HAND / APPLIANCE TRUCK



500 lbs. Capacity


800 lbs. Capacity

PIANO DOLLY




Upright Piano/Organ

PLATFORM DOLLY



24" x 42"
27" x 48"
36" x 72"

FURNITURE PADS



6' x 7' Thick Pads

DRYWALL DOLLY

28" x 50"
Capacity: 3,000 lbs.
Wt. 137 lbs.



LOADING RAMP




10' x 10' 500 lbs. Capacity ea.

AIR SLED



TOW BAR




PIANO BOARD



For Upright & Grand Pianos

JOHNSON BAR

5,000 lbs.
Capacity



MACHINE ROLLERS

15,000 lbs.
Capacity
per Roller



RIGGERS JACK

10 Ton
Capacity



DESK DOLLY



LIFTING STRAPS



12" Long
6,900 lbs.
Capacity

JACKS



Riggers



Screw



Pole

VACUUM CUPS



8" Diameter

4 WHEEL DOLLY



500 lbs. Capacity



Hydraulic

Min. Height: 71"
Max. Height: 10' 5"
Max. Capacity: 4,000 lbs.

DEHUMIDIFIERS



25 Pints
40 Pints
50 Pints
60 Pints
70 Pints
130 Pints

PORTABLE SIGNS




4' x 8' Lighted
5' x 12' Unlighted
4' x 40' Sidewalk Unlighted

ANIMAL TRAPS



43" x 13" x 12"
24" x 7" x 7"

VOLLEY BALL & HORSE SHOE SETS



PAPER SHREDDER



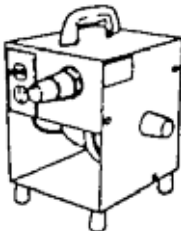
9' & 16" Wide
25 Sheet Capacity

BOX STAPLER




POOL LINE BLOWER

With 6' Hose



CHIMNEY CLEANING BRUSHES



PROJECTORS



Model: Sanyo, 2,000 Lumens
 Model: Toshiba, 2,000 Lumens
 Model: Epson, 2,500 Lumens
 Hitachi 3,200 L MITD

PROJECTOR SCREEN



4' x 4'
 6' x 6'
 8' x 8'
 9' x 6'
 16' x 9'

POLISHED BRASS EASEL

Classic, brass core with polished gloss finish
 Open: 58" high with fixed height display holders
 Closed: 61.5" x 25.5" x 6"



PA SYSTEMS

45 Watt & 100 Watt
 2 Speakers w/ stand
 Hand held & Lapel Microphones
 Wire & Wireless Mics


25 WATT PA SYSTEM



Mini-Vox Hand Held
 PA System w/Mic

BOUNCES / SLIDES / GAMES





1612 North Broad Street
Lansdale, PA 19446

44 West Ridge Pike
Limerick, PA 19468

AUDIO/VISUAL

Projectors - Data Video
Projectors - Overhead
Projectors - Television

AUTOMOTIVE

Compression Testers
Cylinder Hones
Engine Tools
Grinders
Hoists
Impact Wrenches
Jacks
Polishers
Timing Lights
Torque Wrenches
Welders
Wheel Pullers

CEMENT TOOLS

Cement Mixers: Portable
Cement Mixers: Towable
Floats - Bull
Mortar Mixers
Planers - Grinders - Saws
Power Cement Buggies
Power Trowels
Saws - Concrete
Vibrators

CONTRACTOR/ BUILDER

Air Compressors
Air Nailers
Backhoe/Loaders
Bucket Loaders - Backhoe
Buggy, Power
Chipping Hammers
Compactors
Demolition Hammers
Electric Generators
Electric Routers
Floor Nailers
Forklift Truck

Jacks, All Kinds
Paving Breakers
Pumps: Centrifugal
& Diaphragm
Rollers
Sandblasters
Scaffolding
Space Heaters:
Oil & Propane
Vibratory Roller
Trenchers
Wood Chippers

FLOORS

Carpet Dryer
Carpet Stretchers - Shears
Polishers - Scrubbers
Sanders - Edgers
Shampoos: Rug &
Upholstery
Tile Cutters - Rollers
Vacuum Cleaners

GUEST & BABY

Highchairs

HAND TOOLS

Bars: Wrenching & Pry
Levels - Saws
Nailer - Pullers -
Metal Snips
Staple Guns - Mitre Boxes
Stud drivers - Bolt Cutters
Wrenches

HOME & OFFICE

Dehumidifiers
Heaters - Fans
Humidifiers
Paper Shredder

LAWN & GARDEN

Bed Edger
Brush Cutters
Brush Mower

Cultivator
Electric Hedge Trimmers
Gas Hedge Trimmers
Lawn Edgers
Lawn Mowers
Lawn Trimmers
Leaf Blowers
Log Splitters
Lawn Aerators
Post Hole Diggers: Hand
Post Hole Diggers: Power
Power Bed Edger
Power Rake/Groomer
Shredders
Sod Cutters
Stump Cutter
Sweepers
Thatchers (Power Rakes)
Tillers
Tractor w/Implements
Tree Pruners
Rollers: Hand & Power
Wheelbarrows

MOVING

Appliance Hand Trucks
Car Dolly
Carriers
Dollies
Forklift Trucks (Propane)
Furniture Pads
Lifts, 10', 12', 15', 45', 55'
Pallet Trucks
Trailers, Many Types
Trailer Hitches, Towbars

PAINT & WALLPAPER

Airless Paint Sprayer
Air Tools
Ext. Planks - Staging
Ladders, Step & Ext.
Paint Removers
Parking Lot Paint Strippers

Pressure Washers
Wallpaper Steamers

PARTY & BANQUET

Beer Coolers/Dispensers
Beverage Fountains
Chafers
Chairs, Several Types
Champagne
Coffeemakers
Coral Risers & Staging
Dishes - Silverware
Glasses, All Types
Outdoor Lights - Torches
Party Tents - Canopies
Portable Bars Garment
Racks
Punch Bowls - Cups
Silver Service - Trays
Salad Bars
Speaker's Lectern w/Sound
Tables, Many Types
Table Linen

PLUMBING

Pipe Wrenches - Cutters
Pumps, Submersible
Sewer Augers
Threaders - Benders
Tubing Cutters

PROPANE

Filling of Tanks
Fittings
Tanks

SAWS/SANDERS/ DRILLS

Drills, Core
Drills, Pneumatic Masonry
Drills, Reversible
Sabre, Circular
Sanders: Belt, Disc, Orbital
Saws

RENTAL WORLD 2015 PRICE LIST * RATES ARE FOR EIGHT (8) OPERATING HOURS / DAY PLUS FUEL;
 FORTY (40) OPERATING HOURS / WEEK PLUS FUEL; (120) OPERATING HOURS / MONTH PLUS FUEL.

Item	4 Hour	
	# 2 Hour	Daily
Page 1		
Terramite Loader-Backhoe* #	-	259.00
Excavator 125*	188.50	289.00
Excavator Mini 016*	176.50	264.50
Loader / Backhoe - JD110 * #	145.00	342.50

Item	4 Hour	
	# 2 Hour	Daily
Page 2		
Loader Skid Steer JD318 / 320 * #	121.00	243.00
Loader Skid Steer Bob S100		
W/Auger Attachment (See Page 23)		
Track Loader w/bucket ASV /JD #	153.00	321.50
Tractor JD 3720 / 4410	107.00	213.00
w/ Loader Bucket	155.00	280.00
w/ Loader Bucket / Backhoe	155.00	309.00
Tractor JD 1026 w/ Bucket-Backhoe	135.00	264.00
Harley Rake #	119.00	237.50
Hydraulic Breaker	122.00	175.00
Rockhound	122.00	175.00
Grapple Bucket	70.00	95.00
Landscaping Tractor JD 3720 #	99.00	196.50
W/Loader Bucket #	133.00	264.00
W/Loader Backhoe #	149.00	295.50
5' Brushhog	66.00	99.00
7' Rake 45 AK	48.00	78.00
40" Tiller 45 AN	75.00	124.00
Scraper Box	40.00	66.50
Forks	-	51.00
Asphalt Miller 12"	212.00	326.50
Loader Bobcat 5100 #	107.00	217.50

Item	4 Hour	
	# 2 Hour	Daily
Page 3		
3 x 12 Width Trencher	108.50	163.50
4 x 24 Width Trencher*	153.00	215.50
4 x 36 Width Trencher*	167.00	238.00
6 x 36 Width Trencher*	182.50	261.00
Compactor Jumping Jack	65.50	99.50
Vibratory Plate		
13 x 18 plate #	26.00	65.50
20 x 22 Plate #	33.00	82.50
Hand Tamper	-	11.50
Trench Roller 30" Remote*	175.00	265.00
Paving Roller	122.00	183.50
Loader Mini - Ram Rod / Dingo	107.00	213.00
Snow Plow Attachment	75.00	110.00

Item	4 Hour	
	# 2 Hour	Daily
Page 4		
Air Chisel Sealer	48.50	73.00
185 cfm Air Compressor*	72.50	121.00
260 cfm Air Compressor*	133.50	202.50
Compressor Package w/1 Breaker *	98.50	157.50
Compressor Package w/2 Breaker *	123.00	196.00
30# Chipping Hammer	27.00	40.00
32# Chipping Hammer	27.00	40.00
90# Paving Breaker	27.00	40.00
60# Paving Breaker	27.00	40.00
60# Gas Breaker	35.50	125.00
65# Electric Breaker #	35.50	91.50

Item	4 Hour	
	# 2 Hour	Daily
Page 5		
Level-Builders Laser Level	-	61.00
Barricade	-	3.50
18" & 28" Traffic Cones	-	2.50
500 Watt Portable Pedestal Light	-	17.00
1000 Watt Portable Pedestal Light	-	20.50
4' x 8' Lighted Portable Sign	-	39.50
5' x 12' Portable Sign	-	30.50
Light Tower	-	144.00
Sidewalk Sign	-	11.00
Electric Fish	-	9.50
Banding Machine	-	18.50
Metal Detector	17.00	28.50

Item	4 Hour	
	# 2 Hour	Daily
Page 6		
½ HP Electric Air Compressor	19.50	25.50
1 HP Electric Air Compressor	31.00	46.00
1 ½ HP Electric Air Compressor	36.50	57.50
6.5 HP Gas Air Compressor	46.00	76.00
Framing Air Nailer	17.50	23.50
Roofing Air Nailer	17.50	23.50
Finish Air Nailer	11.00	18.50
Concrete Air Nailer	19.50	28.50
Shingle Scraper	-	9.50
Hand Scream	-	19.50
Ventilating Blower	35.00	53.00
Sand Blaster 150lb	60.00	93.50
Trash Chute/section	-	11.00
Trash Chute Hopper	-	19.50
Nailer - Tr G Bambos	36.00	54.50

Item	4 Hour	
	# 2 Hour	Daily
Page 7		
45' Bucket Lift	180.50	275.00
55' Bucket Lift	275.00	441.00
20' Platform Lift	135.00	182.00
25' Platform Lift	151.00	207.00
33' Platform Lift - Rough Terrain	200.00	295.00
30' Personnel Lift	79.50	121.50
15' - 650# Lift	43.50	67.50
15' - 800# Lift	43.50	67.50
18' - 650# Lift	47.50	70.00
Fork Truck*	167.50	254.00
Pallet Jack	32.50	48.50
Drywall Cart	10.50	17.00
10.5' Drywall Lift	-	33.50

Item	4 Hour	
	# 2 Hour	Daily
Page 8		
34kw Generator*	-	158.50
1700 Watt Inverter *	-	29.50
4300 Watt Inverter *	-	76.50
2400 Watt Generator*	-	40.50
3000 / 3250 Watt Generator*	-	40.50
4500 Watt Generator*	-	54.00
5000 Watt Generator*	-	65.50
6000 Watt Generator*	-	81.00
7500 Watt Generator*	-	92.50
Mig Welder	40.00	61.00
Tig Welder	56.00	83.00
200 amp Arc Welder	70.25	106.00
185 amp Arc Welder	63.00	95.00



Lansdale (215) 362 - 7368
 Limerick (610) 489 - 2334

RENTAL WORLD 2015 PRICE LIST * RATES ARE FOR EIGHT (8) OPERATING HOURS / DAY PLUS FUEL;
 FORTY (40) OPERATING HOURS / WEEK PLUS FUEL; (120) OPERATING HOURS / MONTH PLUS FUEL.

Item	4 Hour	
	# 2 Hour	Daily
Page 9		
1" Centrifugal Gas Pump	27.50	37.50
2" Centrifugal Gas Pump	43.00	64.00
3" Centrifugal Gas Pump	57.50	88.00
1-1/4" Elect Submersible Pump	25.00	38.50
2" Elect Submersible Pump	30.00	43.50
2" Hose, Discharge 50'	6.00	9.50
2" Hose, Suction 15'	6.00	9.50
3/4" Elect Submersible Pump	14.00	20.50
Garden Hose	-	6.50
Water Bed Pump	14.00	20.50
W/2-3/4" x 3' Hose		
3" Diaphragm Gas Pump	56.00	86.00
3" Hose, Discharge 50'	7.00	11.50
3" Hose, Suction 15'	7.00	11.50
Puddle Sucker	2.00	4.50

Page 10

Multi Purpose Scaffold (Indoor)	-	24.00
4', 5' & 6' Scaffold Frames	-	-
Scaffold Brace	-	-
Diagonal Scaffold Brace	-	-
Scaffold Wheels	-	-
Scaffold Catwalk	-	-
Scaffold Leveling Jacks Adjuster 24"	-	-
Scaffold Base Plate	-	-
Safety Rails/section	-	-
Outrigger	-	-
Jack Riggers	10.50	15.50
Jack Screw	-	14.00
10' Expandable Wood Plank	6.00	9.50
20' Aluminum Plank	19.50	24.00
24' Aluminum Plank	20.50	29.50
Pole Jack	9.50	14.00
12 Ton Hydraulic Jack	12.00	18.25
20 Ton Hydraulic Jack	14.00	20.50

Page 11

24' Fiberglass Ladder	24.50	30.50
32' Fiberglass Ladder	24.00	36.00
40' Fiberglass Ladder	28.50	43.00
Ladder - Little Giant 16'	24.00	36.00
Ladder - Little Giant 22'	28.50	43.00
Combination Ladder	16.50	24.00
A Type Trestle Ladder	27.50	42.50
Ladder Brackets	-	4.50
14 Roofing Brackets	-	2.00
10' Step Ladder	18.50	28.50
12' Step Ladder	20.00	34.00
14' Step Ladder	22.00	35.00
16' Step Ladder	24.00	36.00
27' Ladder Hoist	85.00	130.00

Page 12

Core Drill w/vac plate	76.00	114.00
Hand Held Core Drill	34.50	87.00
1" Bit-rent	17.00	25.00
2" Bit	20.00	32.50
2-1/2" Bit	25.50	29.50
3" Bit	30.50	46.00
4" Bit	39.50	58.00
5" Bit	52.50	79.50
6" Bit	67.50	102.00
1 1/2" Core Bit	19.00	28.50
3 1/2" Core Bit	33.50	52.50
4 1/2" Core Bit	47.50	73.50

Item	4 Hour	
	# 2 Hour	Daily
Page 12 (Continued)		
Electric Concrete Grinder Tw Disc	83.00	126.50
Gas Concrete Grinder	88.50	132.00
2' Electric Mixer	-	60.50
6' Gas Mixer	-	100.50
5' Gas Mortar Mixer	-	100.50
Power Buggie	81.00	124.00
Wheel Barrow	9.50	15.50

Page 13

36" Power Trowel	-	105.00
Hand Trowel	-	2.00
Concrete Vibrator	45.00	69.00
Bull Float	18.50	25.00
Concrete Ring Saw	191.50	290.00
18/20" Walk Behind Concrete Saw	103.00	156.50
Diamond Blade 20"	94.00	141.00
14" Air Walk Behind Saw	71.50	107.50
14" walk behind concrete saw	84.00	127.00
Diamond Blade 14"	22.50	33.50
Diamond Blade 16"	39.50	56.00
14" hand held gas cut-off saw	52.00	75.50
14" Hand held elec. cut off saw	36.50	61.00
14" Elect cut-off saw w water	51.00	73.50
Diamond Blade	22.50	33.50
2000 Psi Pressure Washer		
Hot/Cold/Steam #	58.00	145.00
2000 Psi Pressure Washer #	27.50	66.00
2500 Psi Pressure Washer #	30.50	76.50
4000 Psi Pressure Washer #	39.50	98.50
Steam Cleaner	55.00	83.00
Expandable Wand	14.00	19.50

Page 14

3/8" Right Angle Drill	14.50	20.50
3/8" Straight Drill	10.00	15.50
5/8" Drill	16.50	23.00
Drywall Screw Gun	16.50	23.00
Electric Screwdriver	15.50	21.50
Planer	-	36.00
Router	-	20.50

Page 15

65 LB. Electric Breaker	35.50	90.50
1/4"-3/4" Rotary/Demo Hammer - sm	24.50	61.00
1/4"-1-1/2" Rotary/Demo Hammer - lg	24.50	76.50
1"-4" Rotary/Demo Hammer - lg	33.50	84.50
4" x 24" Belt Sander	-	25.00
Oscillating Sander	-	19.50

Page 16

10" Tile Saw w/blade	71.00	99.00
7" Tile Saw w/blade	30.50	75.50
8" Tile Saw w/blade	60.50	92.00
4" Tub Saw	32.50	50.00
8" Circular Saw	12.00	19.50
10" Compound Mitre Saw	16.50	38.50
Chop Saw (blade to be purchased)	-	38.50
Band Saw (blade to be purchased)	14.50	34.50
Reciprocal Saw	17.00	23.00
Ring Saw w/blade	191.50	290.00
14" Cut Saw Gas	52.00	75.50
16" Cut Saw Gas	72.00	105.50
14" Cut Saw Electric	36.50	61.00
14" Cut Saw Electric Wet	51.00	73.50
Cut & Break Saw	138.50	208.50
Toe Kick Saw	17.50	25.50

Item	4 Hour	
	# 2 Hour	Daily
Page 17		
50k BTU Kerosene Heater	-	25.00
110k BTU Kerosene Heater	-	30.00
150k BTU Kerosene Heater	-	35.50
100k BTU Propane Heater	-	36.50
150k BTU Propane Heater	-	35.50
60k BTU Propane Heater	-	43.50
80k BTU Propane Heater w/blower	-	61.50
250k BTU Propane Heater	-	21.50
24k BTU Propane Heater	-	19.50
350k BTU Propane Heater	-	73.00
375k BTU Propane Heater	-	78.50
Note: Add kerosene or propane purchase to the above heater prices		
1500 Watt Electric heater	-	10.00
1500 Watt Electric Radiant	-	25.50
5000 Watt Oil Filled Heater	-	5.00
Patio Heater	-	87.00
24" Table Top Heater	-	22.50
36" High Velocity Fan	-	29.00

Page 18		
Water Ram	14.50	20.50
Electric Eel Sewer Snake	63.00	87.50
½" x 75' Power Sewer Snake	55.00	83.00
3/8" x 35' Power Sewer Snake	27.50	41.00
Waterjet Snake	68.00	103.00
Toilet Snake	-	5.50
½" x 75' Hand Snake	33.50	45.00
Harp Drain Cleaner	36.50	55.00
2" Pipe Cutter	7.00	10.50
2-4" Pipe Cutter	12.00	12.00
Metal Detector	17.00	28.50
Sewer Camera 4-8"	122.00	203.00
Sewer Camera 2-4"	112.00	187.00
Pipe Locator	64.50	97.00

Page 19		
Oil Pan	-	12.00
Pipe Vise	-	15.50
3/8" x ¾" Hand Threader	-	16.50
1-2" Hand Threader	-	31.00
Head 2-1/2" -4"	-	75.50
Pipe Thawer	-	52.50
Soil Pipe Cutter	20.50	31.00

Page 20		
10.5" Aluminum Brake	50.00	75.50
Shingle Cutter- Asbestos	-	30.00
Floor Title Cutter	-	17.00
Brick Cutter	17.50	25.00
Brick Pave Cutter	24.00	35.50
4" Ceramic Tile Cutter	7.00	11.00
9" Ceramic Tile Cutter	8.00	14.00
12" Ceramic Tile Cutter	-	17.00
18" Bolt Cutter	6.00	11.00
42" Bolt Cutter	-	13.00
Stud Driver	20.50	31.00
Floor Stapler Surface (air)	17.00	24.00
Hammer Stapler	-	17.00
Surface Stapler	14.50	19.50
Tongue and Groove Nailers	24.00	35.50
Tongue and Groove Bambo Nailers	36.00	54.50
Surface Nailers	24.00	35.50
Hand Miter Box	11.00	17.00
10" Compound Power Mitre Box	16.50	38.50
Masonry Air Nailers	19.50	28.50

Item	4 Hour	
	# 2 Hour	Daily
Page 21		
6x18 Flatbed Tandem Axle Trl	79.00	105.00
6x12 Flatbed Tandem Axle Trl	79.00	105.00
6 x 12 Drop Gate Trailer	79.00	105.00
4 x 8 Flatbed Tilt Trailer	42.00	55.00
4 x 10 Hyd Lift	79.00	105.00
5 x 10 Flatbed Tilt Trailer	47.00	62.00
6 x 10 Flatbed Tilt Trailer	47.00	62.00
Tow Dolly	45.00	69.00
6 x 10 Dump Trailer	96.00	122.00
Car Trailer 7'x14'	63.00	94.00
Box Trailer 7' x 16'	74.00	98.00
Box Trailer 6' x 12'	-	62.00

Page 22		
3" Chipper*	130.00	215.00
6" Chipper* #	108.00	266.50
12" Chipper*	248.50	360.50
Hydraulic Stump Grinder*	126.50	309.00
5 hp Stump Grinder #	56.50	138.00
13 hp Stump Grinder*#	72.00	176.50

Page 23		
Skid Steer Auger Mount	102.00	155.00
Two Man Auger #	40.00	99.00
One Man Cable Auger #	40.00	99.00
One Man Hydraulic Auger #	50.00	125.00
One Man Easy Auger #	50.00	125.00
Ramrod / Dingo Auger Attachment	65.00	90.00

Page 24		
Rear Tine Tiller #	37.50	95.00
Rear Tine Pony Tiller #	34.50	87.00
Front Tine Tiller #	27.00	67.50
Mini Front Tine Tiller #	27.00	67.50
Cultivator #	26.50	64.00
32" Towable Aerator #	26.50	61.50
19" Self Propelled Aerator #	43.00	106.00
26" Self Propelled Aerator #	49.50	123.00
24" Walk Behind Spreader	9.50	15.50
Towable Drop Spreader	20.00	31.00
Towable Broadcast Spreader	20.00	31.50

Page 25		
18" Power Sod Cutter #	56.00	124.00
Manual Sod Cutter	20.50	31.00
Thatcher #	39.00	97.00
Verticut #	39.00	97.00
Slit Seeder	143.50	237.00
Log Splitter	74.50	111.00
Vertical & Horizontal		
2-Way Horizontal	67.50	101.00
21" Lawn Mower #	19.50	48.00
24" Brush Mower #	74.00	147.00
42" Rider Mower	29.00	73.00
Hand Held Blower	16.50	31.50
Walk Behind Leaf Blower #	30.00	68.00
Backpack Leaf Blower #	18.00	44.00
Bed Edge / Bed Bug	29.50	74.50
Power Rake / Groomer	99.00	165.00

RENTAL WORLD 2015 PRICE LIST * RATES ARE FOR EIGHT (8) OPERATING HOURS / DAY PLUS FUEL;
 FORTY (40) OPERATING HOURS / WEEK PLUS FUEL; (120) OPERATING HOURS / MONTH PLUS FUEL.

Item	4 Hour	
	# 2 Hour	Daily
Page 26		
Lawn Edger #	19.50	48.00
Bed Edger / Bed Bug #	29.50	74.50
Gas Weed Trimmer #	15.00	36.00
36" Landscaping Rake #	-	11.50
16" Electric Hedge Trimmer #	8.00	22.00
26" Electric Hedge Trimmer #	10.00	26.00
24" Gas Hedge Trimmer #	15.00	36.00
14" Gas Chainsaw #	25.00	62.00
18" Gas Chainsaw	44.00	73.00
24" Gas Chainsaw	50.00	83.00
850 lb. Towable Lawn Roller	18.50	30.00
250 lb. Push Lawn Roller	11.50	19.50
Manual Post Hole Digger	9.50	14.00
6" Digging Bar (Breaker Bar – included w rental)		
Tree Pruner	-	18.50
Tree Pruner Chain Saw #	25.00	62.00
7" York Rake	49.00	79.50
Bed Edger Sidewinder	99.00	165.00

Page 27		
Automotive Pullers	Between 6.50 - 14.75	
¾" Air Impact Wrench	-	23.00
1" Air Impact Wrench	-	29.75
Jack Stand	-	6.50
1-1/2 Ton Floor Jack	-	23.75
12 Ton Hydraulic Jack	12.00	18.25
20 Ton Hydraulic Jack	14.00	20.50
1700 lb. Transmission Jack	20.50	30.25
Engine Hoist	34.25	50.00
1 Ton Chain Hoist	-	17.25
3 Ton Chain Hoist	-	25.25

Page 28		
13" Floor Buffer	25.00	37.00
17" Floor Buffer	31.00	46.00
17" Disc w/ Carbide Cutters	79.50	116.00
20" Floor Polisher	42.00	61.00
Water extraction carpet shampooer	25.50	40.50
Upright Commercial Vac	12.00	19.50
6 Gallon Shop Vac	-	25.50
12 Gallons Shop Vac	-	35.50
15 Gallons Shop Vac	-	35.50
Edger Sander	26.00	41.50
8" Drum Floor Sander	47.00	68.00
12" x 18" Orbital Floor Sander	47.00	68.00
12" x 24" Orbital Floor Sander	47.00	68.00
4 Disc Floor Sander	47.00	68.00

Page 29		
Carpet Dryer	-	36.00
Power Floor Stripper #	25.00	62.00
Hand Floor Scraper	-	12.00
Carpet Bonding Iron	-	23.00
Power Carpet Stretcher	-	39.50
Knee Kicker	4.00	7.50
Surface Manual Stapler	14.50	19.50
Electric Carpet Stapler	14.50	19.50
100 Lb. Linoleum Roller	-	19.50
Electric Carpet Shears	-	4.50
Air Floor Nailer	35.50	54.00

Item	4 Hour	
	# 2 Hour	Daily
Page 30		
Wall Covering-Perforator	-	3.50
Wallpaper Steamer	36.00	53.00
Heat Gun, Elect Hd.	-	22.00
Drapery Steamer	-	25.00
Dry Wall Sander	-	42.00

Page 31		
Pallet Lift	32.50	48.50
Hand Truck-Standard	-	13.50
Hand Truck-Appliance	16.00	23.00
Furniture Pads	1.00	2.00
Piano Dolly	19.50	30.50
Appliance Truck	15.50	22.50
24 x 36 Platform Dolly	-	13.50
24 x 42 Platform Dolly	-	16.00
24 x 48 Platform Dolly	-	23.00
36 x 72 Platform Dolly	-	32.50
30 x 60 Platform Dolly	-	28.50

Page 32		
Piano Board	13.50	18.50
4 Wheel Dolly	3.50	7.00
Riggers Jack	10.50	15.50
Machine Rollers	13.50	21.00
Johnson Bar	7.00	11.00
Vacuum Cups	7.00	13.50
Jacks see Page 10		
Desk Dolly	-	18.50
Lifting Straps	10.00	14.50
Towbar	-	41.00
Equipment ramps, pair, 500# max	-	6.00
Air Sled	23.00	39.50

Page 33		
25 pint Dehumidifier	-	18.00
40 pint Dehumidifier	-	20.00
60 pint Dehumidifier	-	22.50
70 pint Dehumidifier LRG	-	43.00
130 pint Dehumidifier LRG	-	63.00
Volley Ball Set	-	37.00
Horse Shoe Set	-	15.00
Chimney Cleaning Brushes	-	15.50
Paper Shredder	-	66.00
Pool Blower	19.00	28.50
Box Stapler	-	15.50

Page 34		
Slide Projector	-	26.50
Overhead Projector	-	21.50
4' x 4' Screen	-	16.50
6' x 6' Screen	-	23.50
8' x 8' Screen	-	41.50
VCR	-	15.50
9" TV/VCR, AC/DC	-	19.50
9" TV, AC/DC	-	21.50
Data/Video Projector	73.00 / 83.00 / 99.00	
DVD Projector	-	73.00
Tripods	-	9.00
Podium	-	44.00
Podium W/PA System	-	138.00
45 Watt PA System	-	97.00
100 Watt PA System	-	114.00
Projector Stands	-	10.00

Prices are subject to change without notice. 03/2015

RENTAL WORLD 2015 PRICE LIST * RATES ARE FOR EIGHT (8) OPERATING HOURS / DAY PLUS FUEL;
 FORTY (40) OPERATING HOURS / WEEK PLUS FUEL; (120) OPERATING HOURS / MONTH PLUS FUEL.